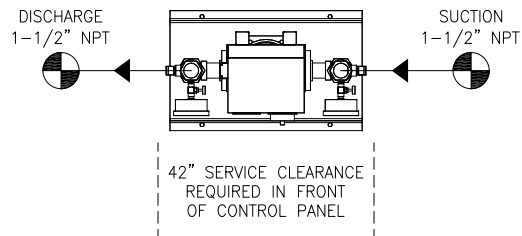
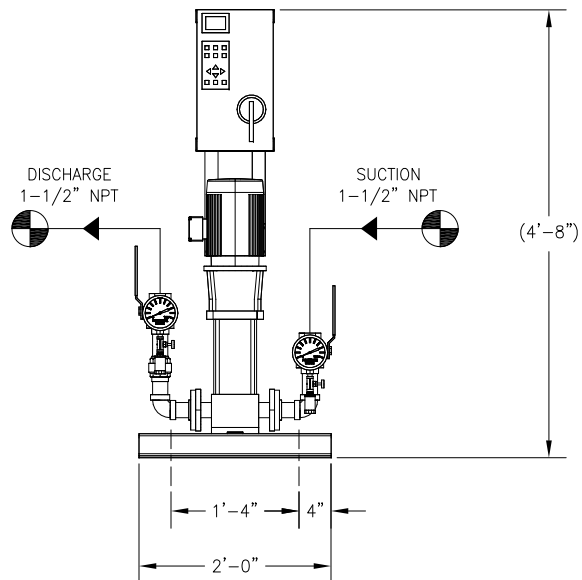


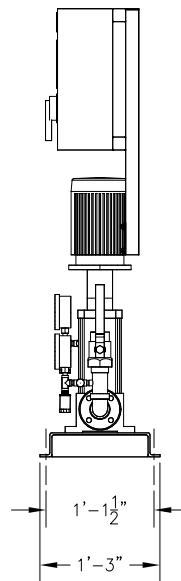
F:\PACKAGED SYSTEM DRAWINGS\FTPB\FM\FM1-2\FM1-2.DWG



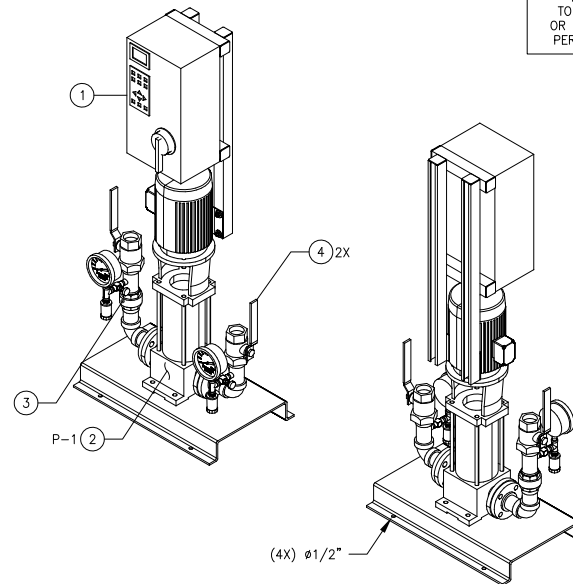
TOP VIEW



FRONT VIEW



RIGHT END VIEW



RELIEF VALVES AND  
EQUIPMENT DRAINS  
TO BE PIPED TO DRAIN  
OR VENT BY CONTRACTOR  
PER CODE REQUIREMENT

ALL BOLTING AND ANCHORAGE  
TO BE IN COMPLIANCE WITH  
LOCAL CODES AND ANY  
SEISMIC REQUIREMENTS.

CONSTRUCTION NOTES:

1. SYSTEM DESIGNED FOR INDOOR INSTALLATION.


GPM	PSI	PSI
TOTAL FLOW	TOTAL DISCHARGE PRESSURE	AVAILABLE PRESSURE
TOTAL SYSTEM CAPACITY		

2	P-1	GOULDS	ESV	5SVG-10			3	3500	460/60/3	TEFC P.E.
ITEM	TAG	MANUFACTURER	SERIES	MODEL	GPM	TDH	HP	RPM	VOLTS/HZ/PH	ENCLOSURE
PUMP SCHEDULE										

10	-	-	-
9	-	-	-
8	-	-	-
7	-	-	-
6	-	-	-
5	-	-	-
4	2	-	APOLLO SINGLE UNION BALL VALVE MODEL 70LF-307-01 - 1 1/2"
3	1	-	BONOMI IN-LINE CHECK VALVE - 1 1/2"
2	1	P-1	GOULDS ESV MULTI-STAGE PUMP MODEL 5SVG-10
1	1	-	TECHNOLOGIC INTELLIGENT PUMP CONTROLLER
ITEM	QTY	TAG	DESCRIPTION

GENERAL NOTES:

- (1) SINGLE POINT POWER CONNECTION AT CONTROL PANEL.
- (2) HYDRO PRESSURE CHECK AT 125 PSI.
- (3) ASSEMBLED SYSTEM TO BE PAINTED WITH INDUSTRIAL MACHINE ENAMEL PRIOR TO SHIPMENT.


 = DENOTES CONTRACTOR POINT OF CONNECTION



**LISTED**  
PACKAGED PUMPING SYSTEMS  
& HEAT TRANSFER SYSTEMS

APPROXIMATE SHIPPING WEIGHT: 215 LBS.  
APPROXIMATE OPERATING WEIGHT: 220 LBS.

THIS DRAWING AND THE INFORMATION DEPICTED THEREIN IS THE PROPERTY OF FLOWTHERM SYSTEMS, A DIVISION OF CHC. COPIES ARE ISSUED IN STRICT CONFIDENCE AND SHALL NOT BE REPRODUCED, COPIED, OR USED AS THE BASIS FOR MANUFACTURING OR SALE OF PRODUCT WITHOUT PRIOR WRITTEN PERMISSION OF CHC.



PROJECT NAME:

CUSTOMER:

DRAWN BY DATE 04/03/19 CHECKED BY APPROVED BY

TOLERANCES UNLESS OTHERWISE SPECIFIED  
DEC. .500" FRAC. 1/2" ANGLE 5" SIZE C SCALE 1" = 1'-0"

**FlowTherm**  
systems  
HAYWARD, CALIFORNIA

DRAWING TITLE:  
FMV1-2 VARIABLE SPEED SIMPLEX PRESSURE BOOSTER

FAB No. DRAWING No. FMV1-2 REV 1